



## **2023 Sandhills District Pinewood Derby Rules and Regulations**

The 2023 Sandhills District Pinewood Derby will be held Saturday, 18 March 2023. The location will be Brownson Memorial Presbyterian Church, 330 S. May St., Southern Pines. A schedule of events can be found in the following pages.

Cars in the Speed Category will run 3 heats each, with each car racing in a different lane for each heat. Times will be recorded, and the best average time will determine 1st, 2nd, and 3rd for speed. Show cars will run down a track once to determine that they meet BSA and Sandhills District guidelines and then will be judged by a panel of judges.

Submasters- Please review these rules with your scouts and parents before registration. It is your responsibility to make sure that your scouts understand the rules and procedures before arriving at the district derby. This will also help ensure that we stay on schedule race day if everyone knows what is expected. It is a long-standing policy of the BSA that competition, reward and recognition in Scouting are based on youth reaching a standard of excellence and NOT on a championship / winner-takes-all system. This youth development practice in Scouting is based on the doctrine "*On my honor, I will do my best,*" NOT "*We will beat the other team at all costs.*" This Scouting principle motivates youth to reach their maximum potential, to help others to reach their personal best, and to expand the sense of scouting fellowship.

Parents- Please review these rules with your Scout and ensure they are followed in the construction of the car. Please remember that good sportsmanship, fun and fellowship is the goal of the Pinewood Derby. We want all our Scouts to set the highest example of the Scout Law and that our actions not only reflect our Packs, but the Cub Scout program. Unsportsmanlike conduct from any participant will not be tolerated and can result in disqualification.

We will work very hard to ensure that all aspects of the Pinewood Derby are kept fair, fun, and a great experience for all our Scouts. Feedback is a gift and is welcome, providing it is constructive and delivered in a manner supporting the positive environment we aim to provide for our Scouts. The process of hosting an event of this size is time consuming, hard work, and very rewarding. We encourage everyone to volunteer to serve on the planning committee or event staff for any of the Pinewood Derby Events.

Good luck to all our Scouts.

Matt Hall, Sandhills District Vice-Chair/Program, 910-583-1939 / [mh746scouter@gmail.com](mailto:mh746scouter@gmail.com)

## SCHEDULE OF EVENTS

**PLEASE NOTE THERE HAVE BEEN CHANGES TO THIS SCHEDULE! UPDATED 2/25/23**

### BEFORE RACE DAY / NLT 12 MARCH 2023

*Cubmaster or designee should notify the District Race director with the following info:*

- *Names of the top three cubs in each category: Speed, Traditional Design, Unique Design. Please **email** this information to Matt Hall @ [mh746scouter@gmail.com](mailto:mh746scouter@gmail.com).*

### RACE DAY / 18 MARCH 2023

- *10:00AM-11:00AM - Set up \**
- *11:00PM-12:00PM - check-in.*
- *12:00PM-3:00PM - races.*
- *3:15PM-3:30PM - tally votes and present awards*
- *3:30PM - break down and cleanup \**

*\*Any who would like to assist with setup and break down/cleanup are welcome. Many hands make light work!*

## SANDHILLS DISTRICT PINWOOD DERBY RULES

The following pages contain the official Sandhills District Pinewood Derby rules, approved by the district committee in January 2022. There are two points to consider for this year's race:

- *It is **STRONGLY** encouraged that Cubmasters impound ALL cars which qualify for the District race. This is not a rule -yet- but is being considered and will likely be implemented next year.*
- *7-f indicates that a four lane track will be used and the slowest heat will be dropped. In the event that a four lane track is not available, a three lane track will be used and no heat will be dropped.*

## **SANDHILLS DISTRICT PINEWOOD DERBY RULES – REVISED & APPROVED JANUARY 2022**

### **1. GENERAL**

- a. To race the Scout must satisfy one of the two membership requirements:
  - i. Registered as a Cub Scout at some point since January 1st, Derby year (ex, 2022) or
  - ii. 5th Grade Cub Scout who bridged (joined) Scouts BSA since September 1st, prior Derby Year (Ex, 2021 for 2022)
- b. Each pack may send the top three scouts for each of the three competition categories: Fastest Car, Most Unique Car, and Best Traditional Car
  - i. Fastest Car, best race time
  - ii. Most Unique Car, anything goes but must make one trip down track
  - iii. Best Traditional Car, think classic (1950-60s) open seat Indy cars, also must make one trip down track
- c. Cars must be built during the current Pinewood Derby Racing Season. NO REPEATS or REPAINTS
- d. A completed car purchased from a third party is NOT allowed
- e. The car may not be sent to third party facilities for tuning or other performance enhancements

### **2. BODY**

- a. The main body structure (chassis) must be made of wood. The car design may be enhanced by the addition of other stable materials such as plastic or metal. Any additions must be firmly attached, non-moving, and meet car size specifications.
- b. The car must meet the following specifications:
  - i. Width: not to exceed 2 3/4 inches
  - ii. Length: not to exceed 7 inches
  - iii. Weight: not to exceed 5.0 ounces on a scale accurate to 1/10 ounce
  - iv. Height: not to exceed 3 inches
  - v. Clearance: width between left and right wheels must be at least 1 3/4" and the bottom of the car should be at least 3/8" above the track
  - vi. The wheels are the only part of the car allowed to touch the track
- c. Wheelbase: the distance between the center of the front and rear wheels must be no less than 4 inches
- d. Front: the front/leading edge of the car must be no more than 1" above the wheel lane of the track and be at least 1/2" wide at the center of the car. NO NARROW POINTED FRONT ENDS
- e. When placed in the starting position, no part of the car may protrude beyond the starting pin
- f. At least 4 wheels must be attached to the sides of the car body. Each wheel must be attached to the car's wood chassis with a legal axle
- g. Each attached wheel must not be angled (canted) more than 20 degrees from vertical
- h. The front most and rear most wheels must be positioned across the body from one another

- i. The complete inside and outside lettering of each wheel must be visible when the wheel is attached to the body
- j. The following items are prohibited:
  - i. Springs.
  - ii. Starting devices or propellants.
  - iii. Electronic or lighting devices that interfere with the race electronics
  - iv. Wet paint, sticky substance(s), or liquids
  - v. Glass or excessively fragile parts
  - vi. Bearings and or bushings
  - vii. Hubcaps covering the nail head
  - viii. Loose/moving objects on or in the car

### 3. WHEELS

- a. Only official BSA wheels are allowed
- b. All lettering and numbering, both inside and outside of the wheel, must remain complete and be visible with the wheel on the car
- c. The fluting (bumps on the outside edge of the tread), spokes and other markings on the outside wheel area must remain visible
- d. The wheel diameter must be no less than 1.16 inches
- e. The tread surface width must be no less than 7.5 mm
- f. The tread surface must be flat and parallel to the wheel bore
- g. The following wheel modifications are prohibited, see Fig. #1:
  - i. Removing material from the inside tread surface or the inside sidewall surface
  - ii. Drilling holes in the tread, sidewalls, or spoke area
  - iii. Removing material from the sidewalls or spokes
  - iv. Filling wheel tread with any type of material
  - v. Filling the wheel bores and re-drilling the bore
  - vi. Rounding of the tread surface
  - vii. Grooving, H cutting, or V cutting the tread surface.

### 4. AXLES

- a. Metal Axles with a nail head are required with an overall diameter of no less than .084 inches
- b. One-piece axles that extend through the width of the car to support both wheels are not allowed

### 5. LUBRICATION

- a. Over application of lubricant, which results in shedding onto the track is not allowed.

### 6. WEIGHTS

- a. Lead (Pb) weight, if used, must be completely sealed and safe from all possible contact with youth
- b. Drilling/Removal of lead weight is not allowed at the race or check-in venue.

## 7. RACE DAY

- a. Fastest Car competitors must pass inspection by the Official Inspection Committee before car may compete. The inspectors will disqualify any car not meeting these rules. Any adult or scout may appeal the findings of the Inspectors to the Race Committee Chairperson, whose decision is final
- b. Every effort will be made to do the inspection without any altering of the car. If we can't verify that the wheels and axles conform to the rules, you will be asked to take them off for inspection
- c. After a car has passed inspection, only the scout racer may handle the car
- d. Once Inspection is PASSED before the race, the car will not be re-inspected after the race
- e. Proxy racing will only be allowed under appropriate circumstances provided advance notice is given to the Race Committee
- f. Cars will run each of the four lanes once with times recorded electronically. The highest time of the four runs will be dropped and the remaining three runs averaged to determine 1<sup>st</sup>, 2<sup>nd</sup>, and 3<sup>rd</sup> places for speed
- g. After check-in, adjustments and lubrication are not allowed. Car repairs during the race are not allowed unless authorized by the race officials. If appropriate, the scout will be given a reasonable amount of time to make the repair with a parent, guardian, or scout leader. The car may be re-inspected in this circumstance
- h. Good sportsmanship and behavior are expected. Race officials may ask anyone not following this rule to leave.

## 8. Pack / District Dates and Times

- a. Packs are responsible for setting and advertising their dates and times for events
- b. District will post a Pinewood Derby Flyer on the Sandhills District Website:  
[www.Sandhills.OCScouts.org](http://www.Sandhills.OCScouts.org)

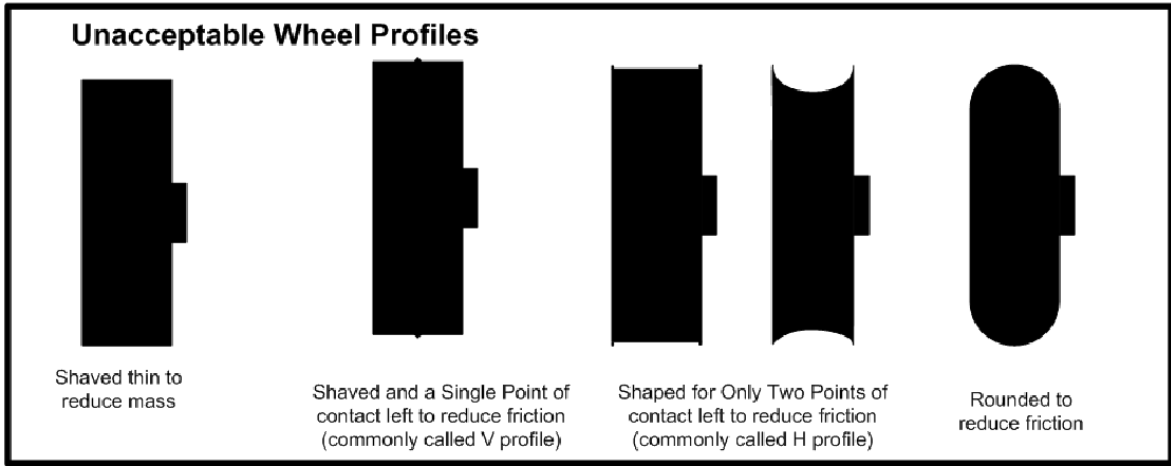

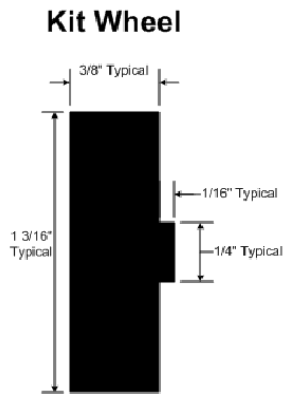


Figure #1, Acceptable / Unacceptable Wheels Examples